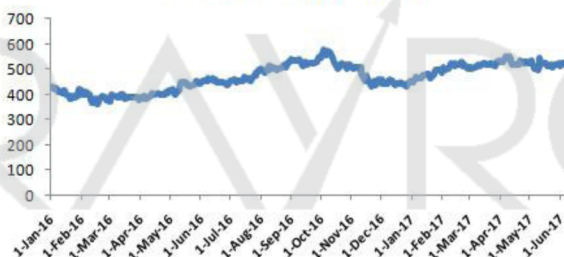


# DASHBOARD OF ZEE ENTERTAINMENT.

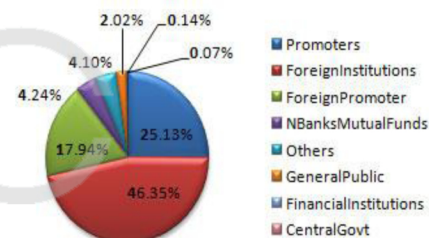
## COMPANY DETAILS

- Type/Industry : Mass Media
- Headquarters / Incorporated : Mumbai,1992
- Market Cap : Rs.48,886.84cr.
- Net Worth : Rs.62,315 million

## 1 YEAR SHARE PRICE



## SHAREHOLDING PATTERN

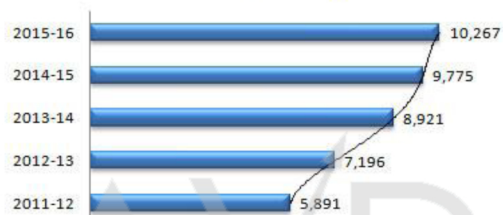


## FINANCIAL PERFORMANCE

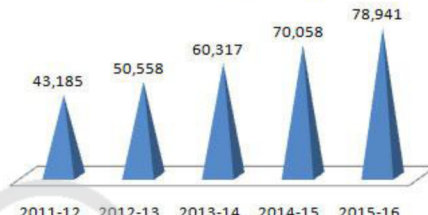
### REVENUE VS. EXPENSE (Rs.Mn.)



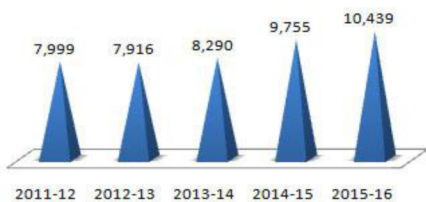
### PROFIT (Rs.Mn.)



### ASSETS (Rs.Mn.)



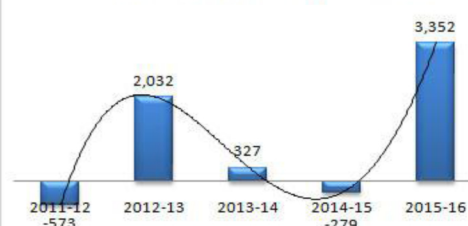
### INVESTMENTS (Mn.)



### EPS VS. BPS



### NET CASH FLOW (Rs.Mn.)

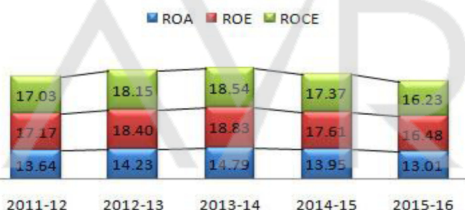


## FINANCIAL RATIOS

### PROFIT MARGIN (%)



### ROA VS. ROE VS. ROCE (%)

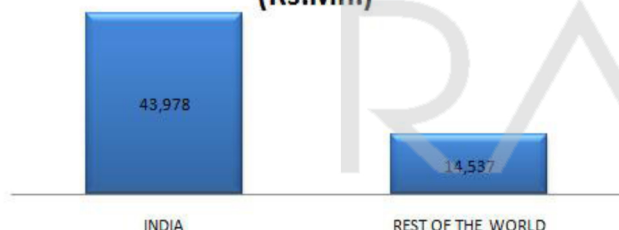


### DEBT EQUITY



## SEGMENTATION

### REVENUE FROM GEOGRAPHICAL MARKET (Rs.Mn.)



### SEGMENT ASSETS VS. CAPITAL EXPENDITURE

