

# DASHBOARD OF YES BANK.

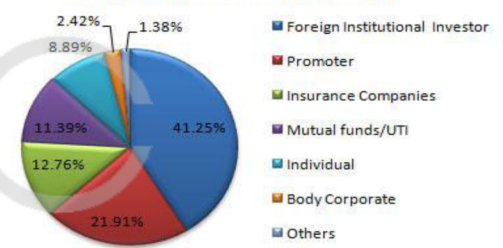
## COMPANY DETAILS

- INCORPORATED IN-2004
- MARKET CAP-Rs.66,424.69 Cr.
- NETWORTH-Rs.13,762.38 Cr.
- TOTAL BUSINESS-Rs.209,914.10 Cr.
- No OF BRANCHES-860
- No. OF ATMs-1600

## PRICE TREND OF 1 YEAR

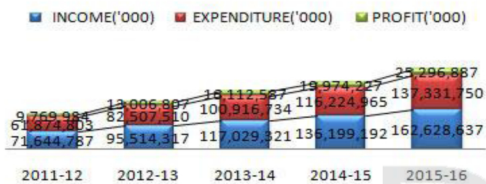


## SHAREHOLDING PATTERN

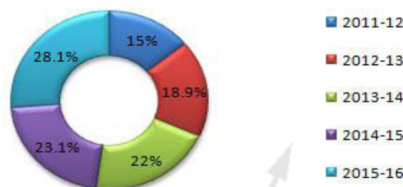


## FINANCIAL PERFORMANCE

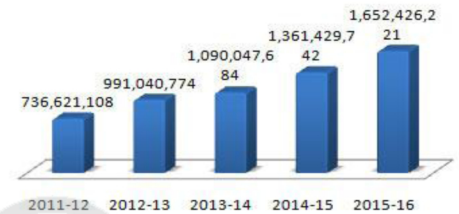
### INCOME VS. EXPENSES VS. PROFIT



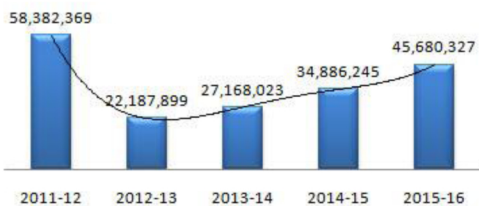
### CASA RATIO(%)




### BALANCESHEET SIZE('000)



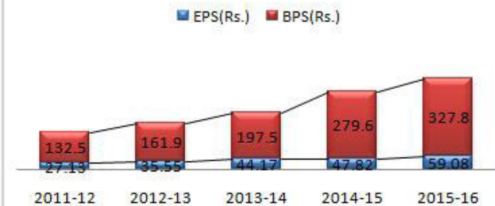
### NII('000)



### BORROWINGS VS. ADVANCES

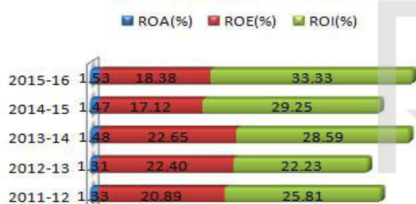


### EPS VS. BPS



## FINANCIAL RATIOS

### PERFORMANCE RATIO



### PROFIT MARGIN(%)



### NPA

