

# DASHBOARD OF UPL

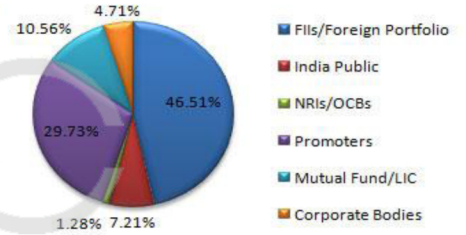
## COMPANY DETAILS

- Industry: Chemical
- Incorporated & Headquarter: 1969, Mumbai, India
- BSE / NSE Code : 512070/UPL
- Market Cap: Rs. 2,06,250 Mn
- Net Worth: Rs. 417,311 Lakhs
- Turnover: Rs. 765,472 Lakhs

## SHARE PRICE OF 1 YEAR

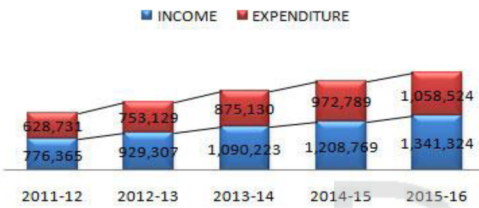


## SHAREHOLDING PATTERN

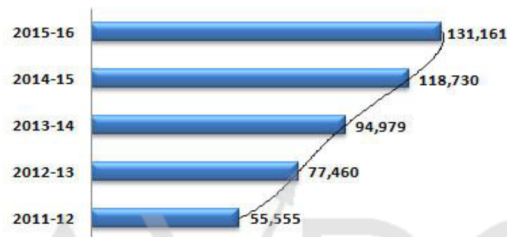


## FINANCIAL PERFORMANCE

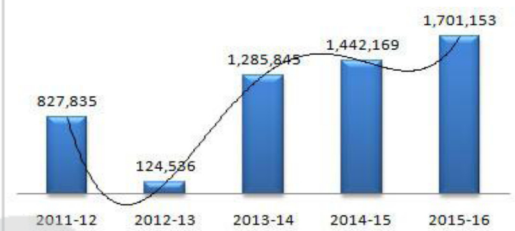
### INCOME vs. EXPENDITURE (Rs.Lacs)



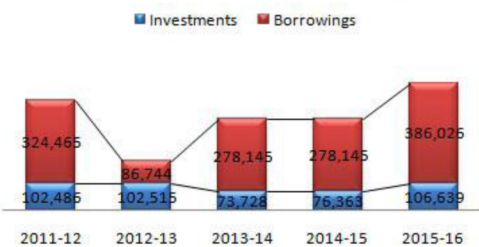
### PROFIT (Rs. Lacs)



### ASSETS (Rs. Lacs)



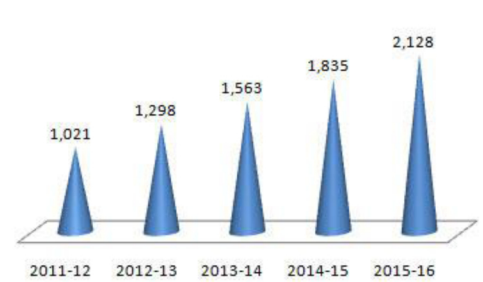
### INVESTMENTS vs BORROWINGS (Rs. Lacs)



### EPS (Rs.)

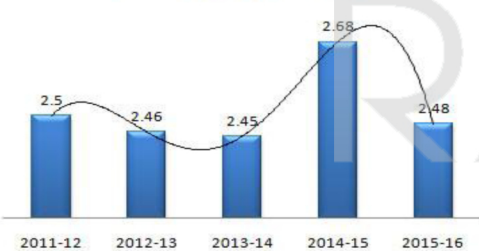


### CASH PROFIT (Rs.cr)

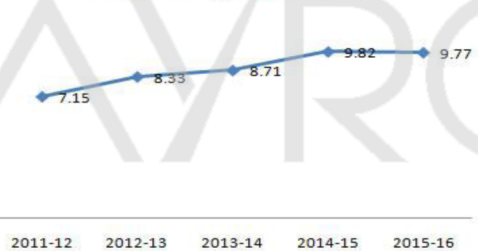


## FINANCIAL RATIOS

### DEBT EQUITY RATIO



### PROFIT MARGIN (%)



### RETURNS (%)

