

DASHBOARD OF TECH MAHINDRA

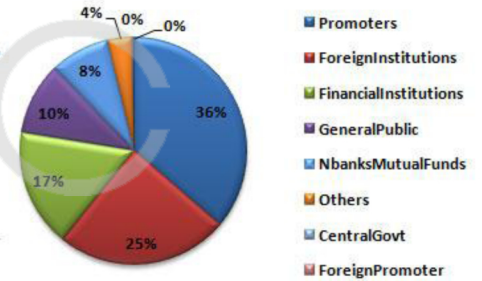
KEY POINTS

- Market cap Rs.45299.93 million.
- Networth Rs.143677 million.
- Total Turnover Rs.680620 million.
- Paid up capital Rs.11630 million.
- EBIDTA Rs.43184 million.

1 YEAR PRICE TRENDS



SHAREHOLDING PATTERNS

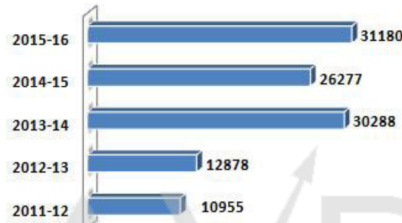


FINANCIAL PERFORMANCE

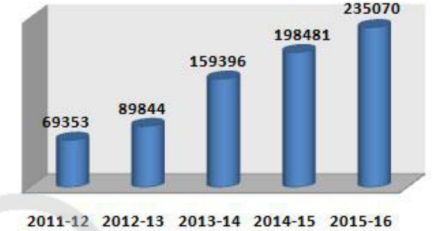
REVENUE vs EXPENSES(Mn.)



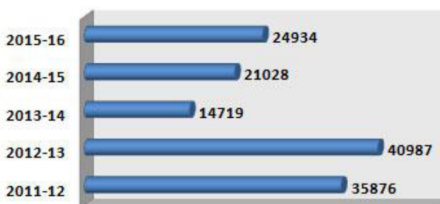
PROFIT(Mn)



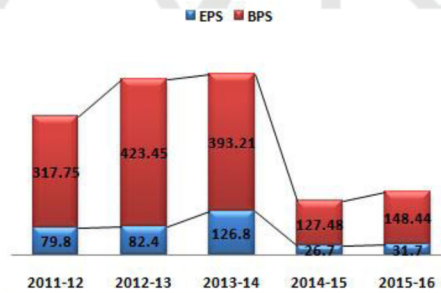
TOTAL ASSETS(Mn)



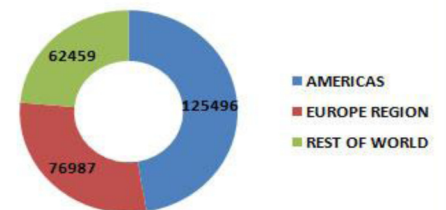
INVESTMENT(Mn)



EPS VS BPS

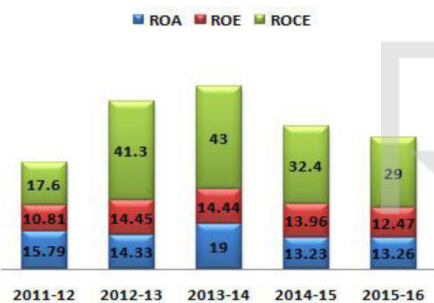


GEOGRAPHIC REVENUE 2016(Mn)

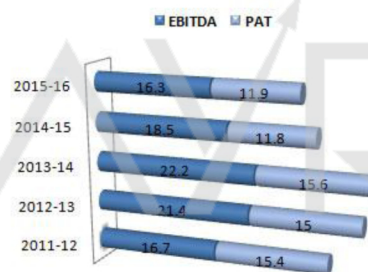


FINANCIAL KEY RATIO

ROA VS ROE VS ROCE



MARGIN(%)



CURRENT RATIO

