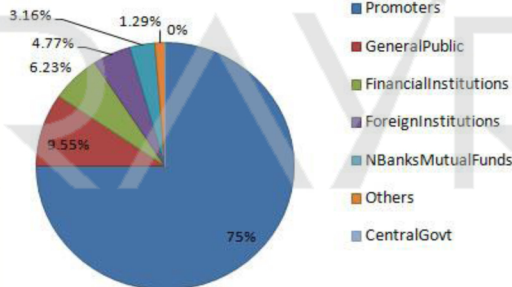


DASHBOARD OF SIEMENS LTD.

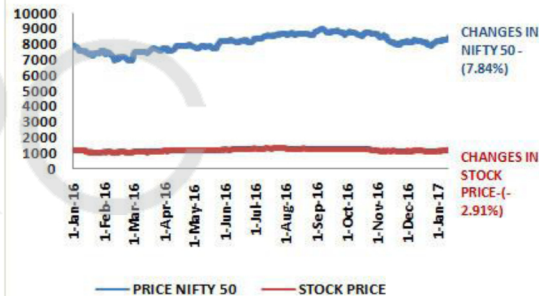
KEY POINTS

- **Founded -1922**
- **New order - 12,119.9 cr**
- **Order backlog -9,946.3 cr**
- **Market cap - 40,953.83cr**
- **Sales turnover -10964 cr**

SHARE HOLDING PATTERN



1 YEAR SHARE PRICE

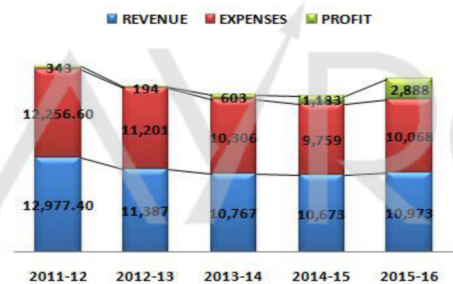


FINANCIAL PERFORMANCE

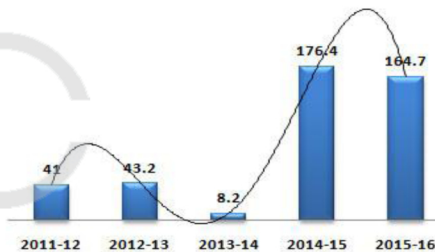
BALANCE SHEET SIZE VRS. NETWORTH (Cr)



REVENUE VRS. EXPENSES VRS. PROFIT (Cr)

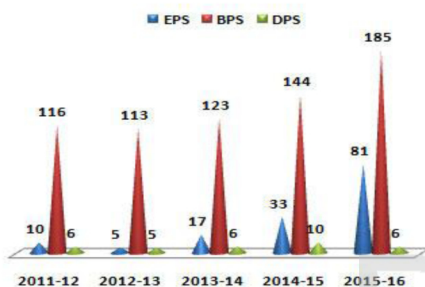


INVESTMENTS (Cr)

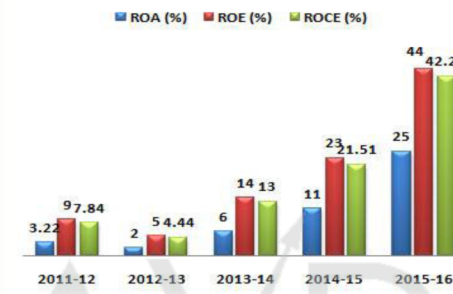


KEY RATIOS & SEGMENTS

EPS VRS. BPS VRS. DPS (Rs)



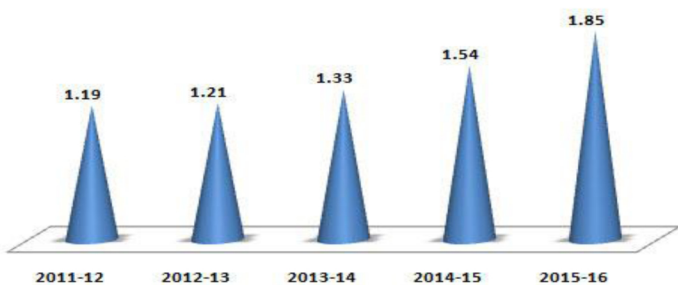
ROA VRS. ROE VRS. ROCE



OPERATING PROFIT MARGIN VRS. NET PROFIT MARGIN



CURRENT RATIO



SEGMENT WISE REVNUE

