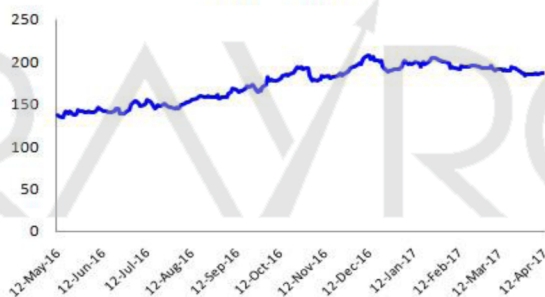


# DASHBOARD OF OIL & NATURAL GAS CORPORATION (ONGC).

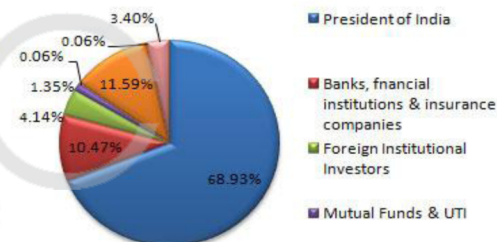
## COMPANY DETAILS

- Industry: Oil & Gas
- Incorporated & Headquarter: 1956, Uttarakhand, India
- Market Cap: Rs. 2,15,983.35 cr.
- BSE/NSE Code: 500312/ONGC
- Turnover: Rs. 1,429,271.23 -Mn.
- Net Worth-Rs.1,847,443.27 Mn.

## PRICE TREND

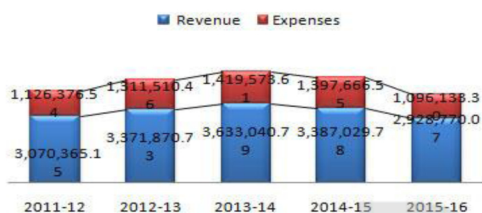


## SHAREHOLDING PATTERN

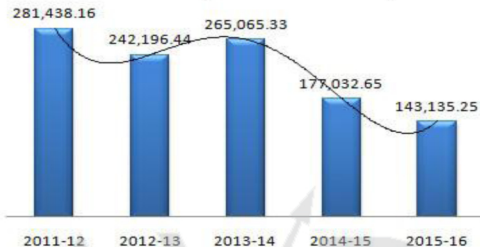


## FINANCIAL PERFORMANCE

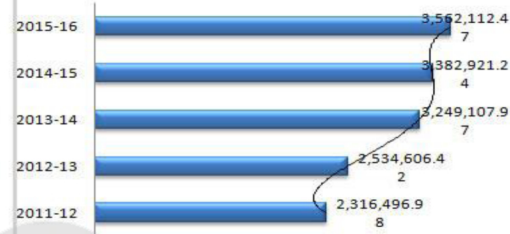
### INCOME vs. EXPENDITURE (in Rs. million)



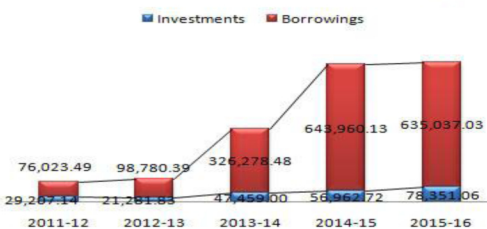
### PROFIT (in Rs. million)



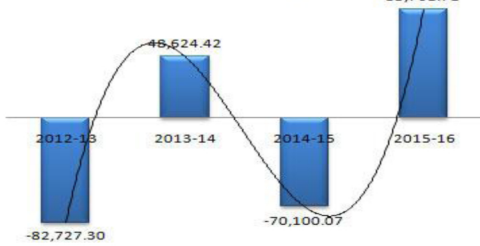
### ASSETS (in Rs. million)



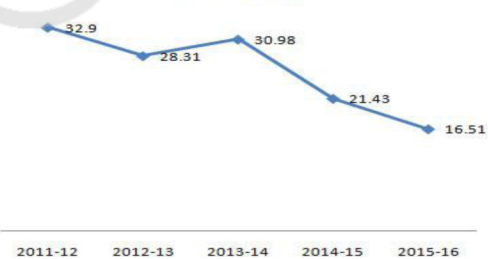
### INVESTMENTS vs. BORROWINGS (in Rs. million)



### NET CASH FLOW (in Rs. million)

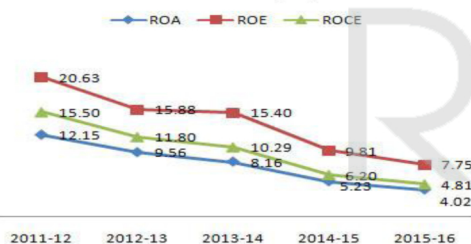


### EPS (Rs.)



## FINANCIAL RATIOS

### RETURNS (%)



### PROFIT MARGIN



### DEBT-EQUITY RATIO

