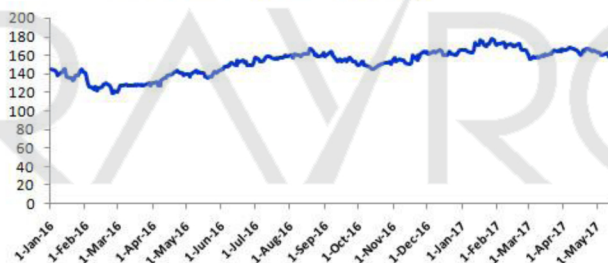


DASHBOARD OF NTPC LIMITED.

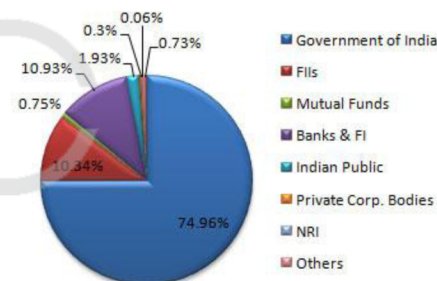
COMPANY DETAILS

- INCORPORATED IN-1975
- HEADQUARTER-NEWDELHI
- BSE/NSE CODE: 532555/ NTPC
- MARKET CAP-Rs.131,721.29Cr.
- NETWORTH-Rs.89,196.51Cr.
- TURNOVER-Rs.79,545.42 Cr.

PRICE TREND OF 1 YEAR



SHAREHOLDING PATTERN

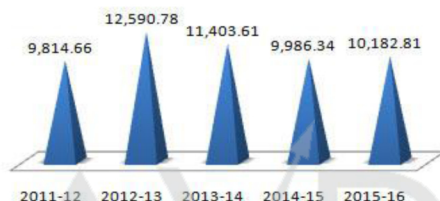


FINANCIAL PERFORMANCE

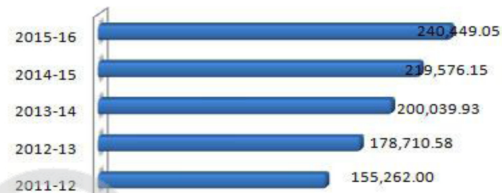
REVENUE VS. EXPENSES



PROFIT(Cr.)



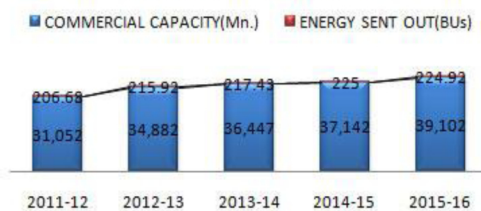
BALANCESHEET SIZE(Cr.)



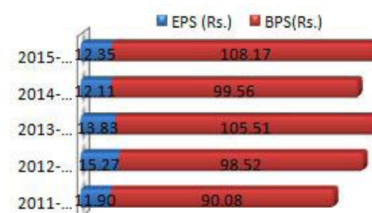
INVESTMENTS(Cr.)



COMMERCIAL CAPACITY AND ENERGY SENT OUT



EPS VS. BPS

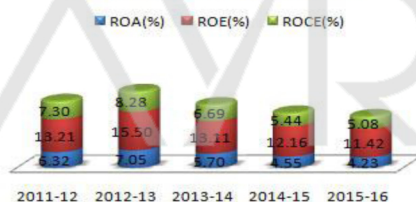


FINANCIAL RATIOS

MARGIN(%)



PERFORMANCE RATIO



DEBT-EQUITY RATIO

