

# DASHBOARD OF LUPIN LTD.

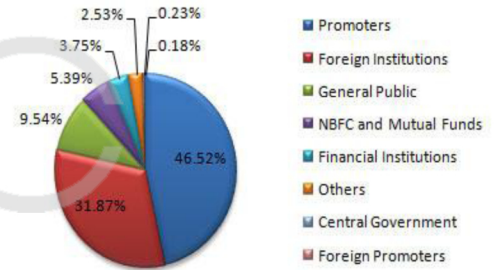
## COMPANY DETAILS

- INCORPORATED IN-1968
- HEADQUARTER-MUMBAI
- MARKET CAP-Rs.5,801.71 Cr.
- NET WORTH-Rs.109,843.70 Mn.
- TURNOVER-Rs.143,124.40 Mn.

## PRICE TREND OF 1 YEAR

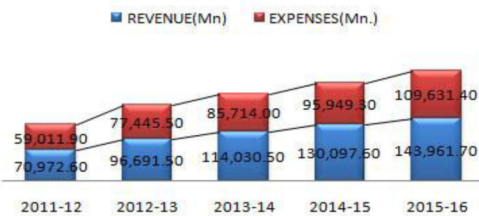


## SHAREHOLDING PATTERN



## FINANCIAL PERFORMANCE

### REVENUE VS. EXPENSES



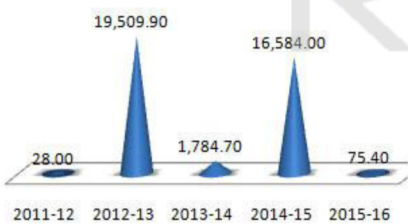
### PROFIT (Mn.)



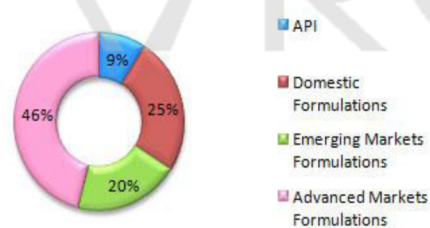
### BALANCESHEET SIZE (Mn.)



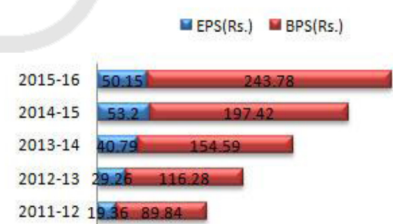
### INVESTMENTS (Mn.)



### REVENUE COMPOSITION (%)

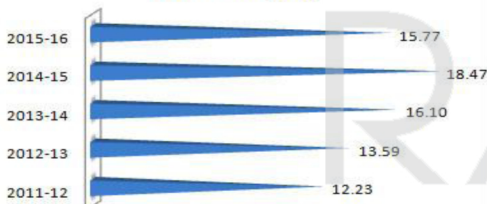


### EPS VS. BPS

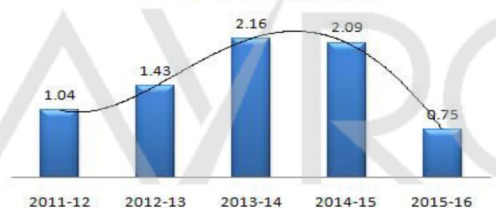


## FINANCIAL RATIOS

### MARGIN (%)



### DEBT-EQUITY RATIO



### PERFORMANCE RATIO

