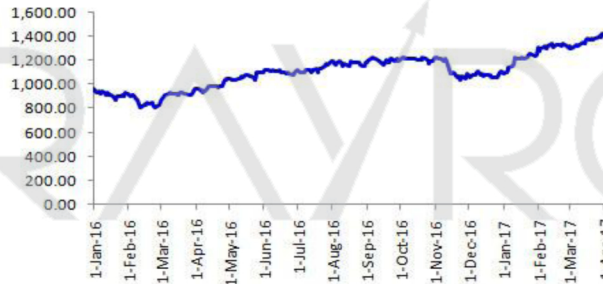


DASHBOARD OF INDUSIND BANK.

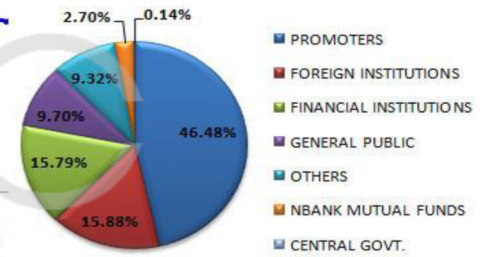
COMPANY DETAILS

- INCORPORATED IN-1994
- HEADQUARTER-MUMBAI,MAHARASTRA
- MARKET CAP-Rs.845,475,400 Thousands
- NETWORTH-Rs.176,822,090 Thousands
- DEPOSITS-Rs.930,003,461 Thousands
- BORROWINGS-Rs.221,558,648 Thousands

PRICE TREND OF 1 YEAR

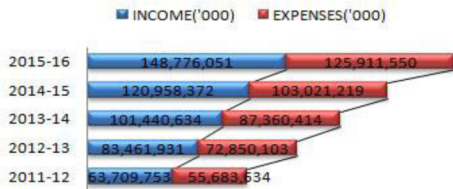


SHAREHOLDING PATTRN

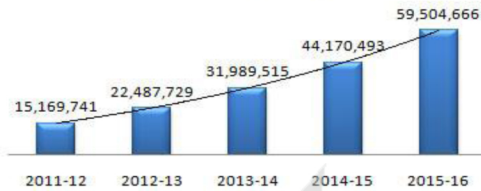


FINANCIAL PERFORMANCE

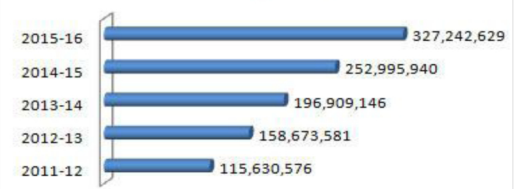
INCOME VS. EXPENSES



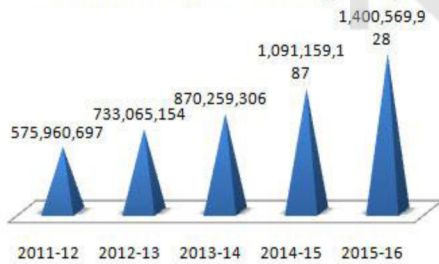
PROFIT ('000)




CASA ('000)



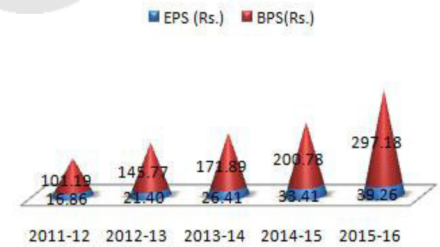
BALANCE SHEET SIZE ('000)



NII ('000)



EPS VS. BPS

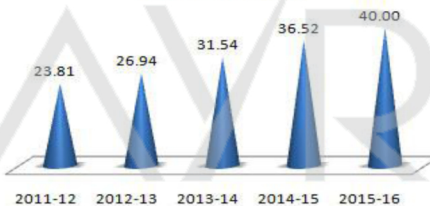


FINANCIAL RATIOS

PERFORMANCE RATIO



MARGIN (%)



NPA (%)

