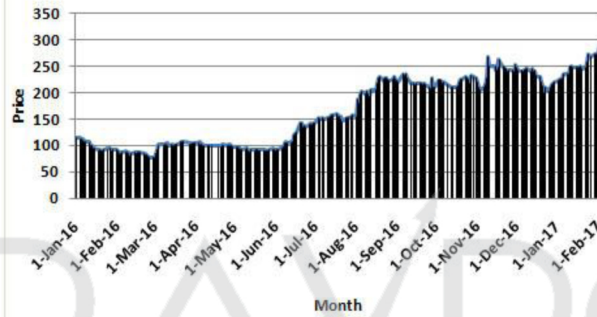


# DASHBOARD OF INDIAN BANK

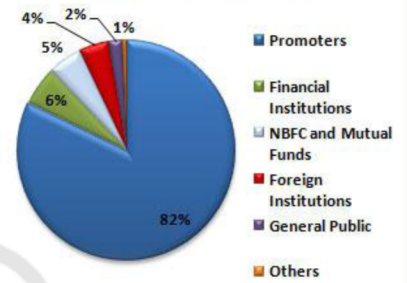
## KEY POINTS

- FOUNDED-1907
- MARKET CAP -13885.23 Cr
- TOTAL BUSINESS-310918 Cr
- NO. OF BRANCHES -2565
- NETWORTH- 16489.83 Cr

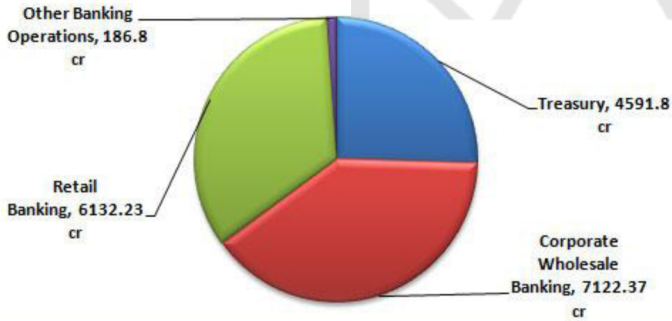
## 1 YEAR PRICE TREND



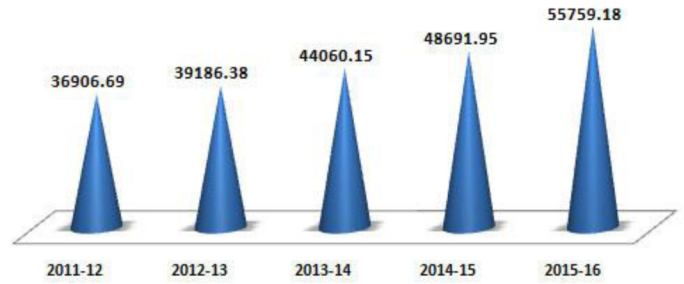
## SHARE HOLDING PATTERN



## SEGMENT WISE REVENUE

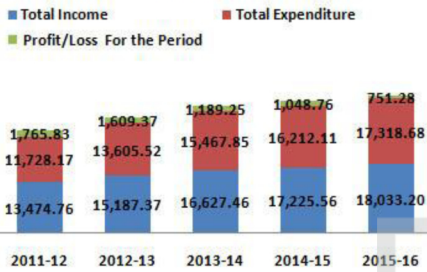


## CASA(Cr)

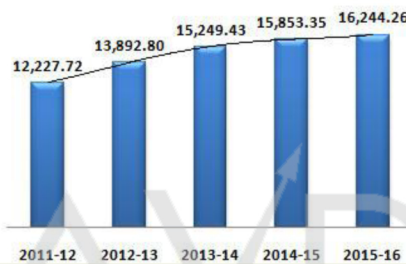


## FINANCIAL PERFORMANCE

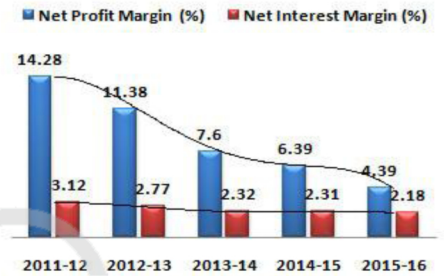
### TOTAL INCOME VRS. TOTAL EXPENSES VRS. PROFIT(cr)



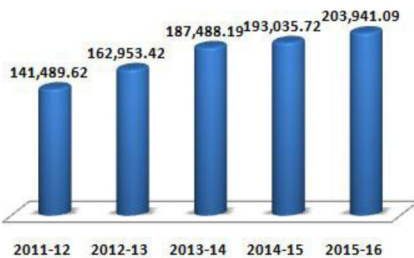
### NII(cr)



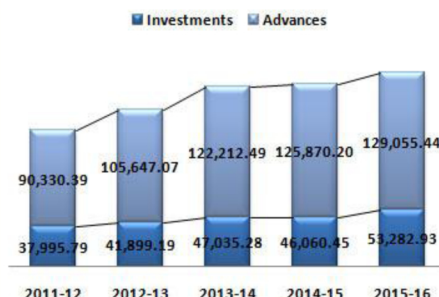
### NET PROFIT MARGIN VRS. NET INTEREST MARGIN



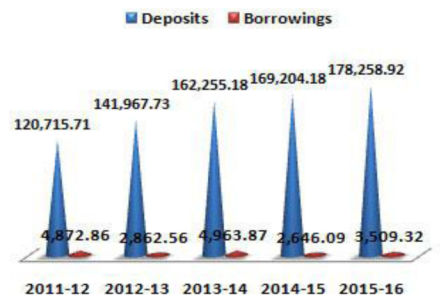
### TOTAL BALANCESHEET SIZE(Cr)



### INVESTMENT VRS. ADVANCES(Cr)



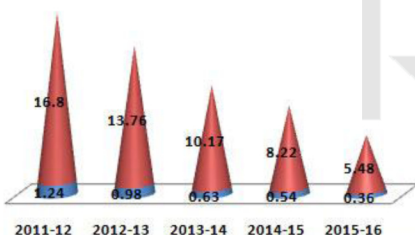
### DEPOSITS VRS. BORROWINGS(Cr)



## FINANCIAL KEY RATIO

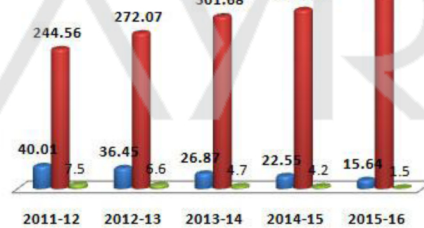
### ROA VRS. ROE

ROA (%) ROE (%)



### EPS VRS. BPS VRS. DPS

EPS (Rs.) BPS (Rs.) DPS (Rs.)



### NPA(%)

