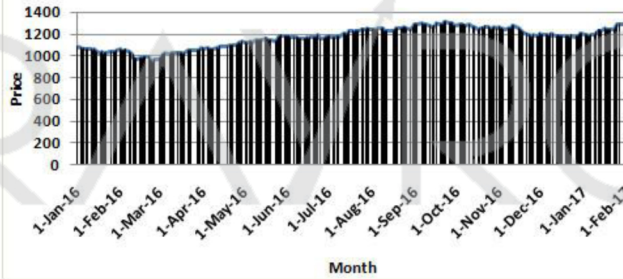


DASHBOARD OF HDFC BANK

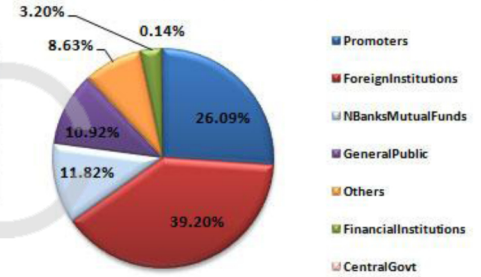
KEY POINTS

- **FOUNDED -1994, INDIA**
- **MARKET CAP -335086.21 Cr**
- **NUMBER OF BRANCHES -4520**
- **NUMBER OF ATMS -12,000**
- **CAR-15.5%**

1 YEAR SHARE PRICE TREND

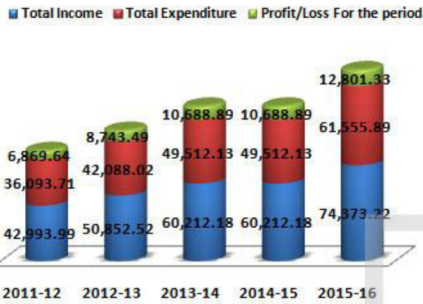


SHAREHOLDING PATTERN



FINANCIAL PERFORMANCE

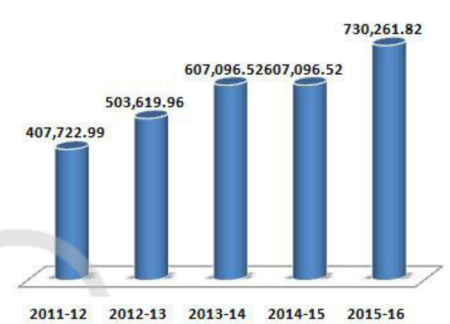
TOTAL INCOME VRS. TOTAL EXPENDITURE VRS. PROFIT(cr)



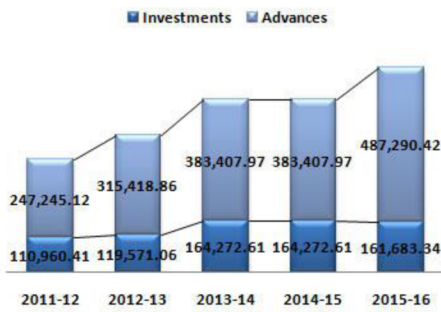
NII(cr)



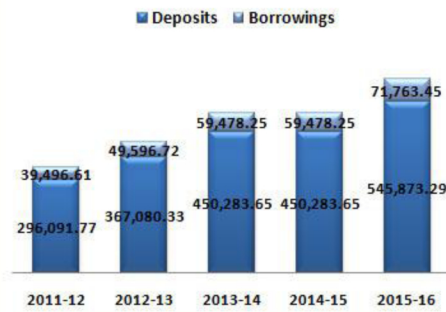
BALANCE SHEET SIZE(cr)



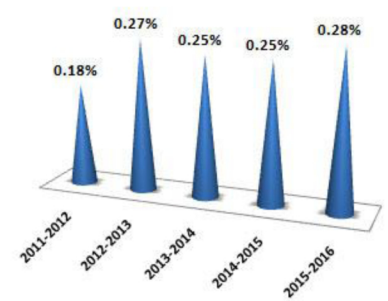
INVESTMENT VRS. ADVANCES (Cr)



DEPOSITE VRS. BORROWINGS (cr)

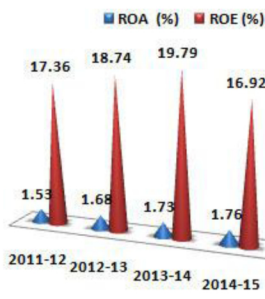


NET NPA

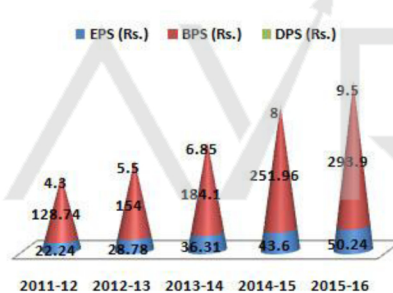


FINANCIAL KEY RATIO

ROA VRS. ROE



EPS VRS. BPS VRS. DPS



NET PROFIT MARGIN VRS. NET INTEREST MARGIN

