

# DASHBOARD OF GRASIM INDUSTRIES LTD.

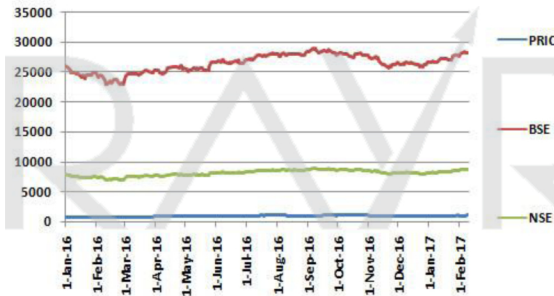
## KEY POINTS

- FOUNDED-1948
- MARKET CAP-45522.48 CR
- MARKET PRICE-965.30
- TURNOVER-40,256.90 CR
- NETWORTH-25,830.67CR

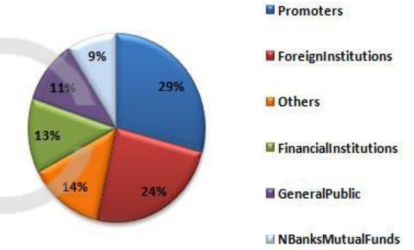
## CAPACITY

- VSF (in KTPA) -498
- CAUSTIC (in KTPA) -1048
- CEMENT (in ml TPA) -91.1

## 1 YEAR PRICE TERND

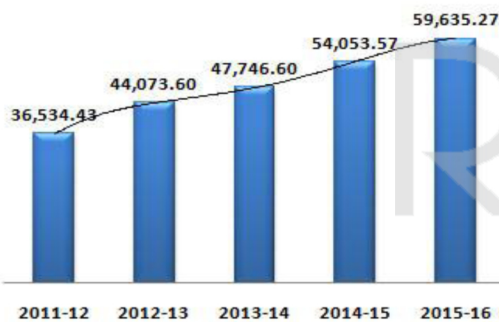


## SHARE HOLDING PATTERN(%)

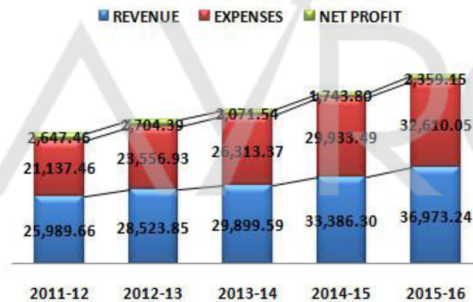


## FINANCIAL PERFORMANCE

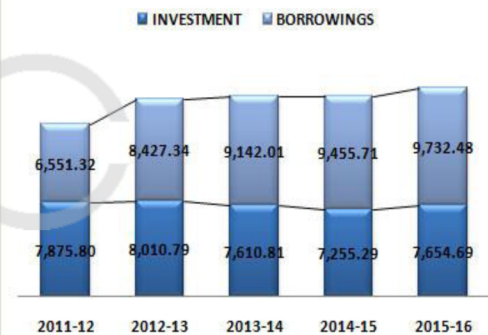
### BALANCE SHEET SIZE(Cr)



### REVENUE vrs. EXPENSES VRS. NET PROFIT(Cr)

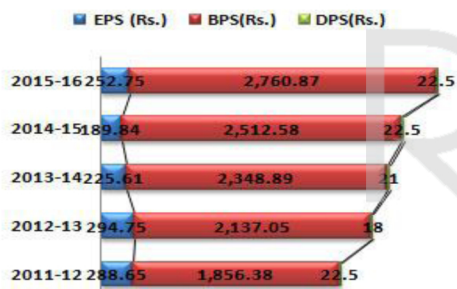


### INVESTMENT VRS. BORROWINGS(Cr)

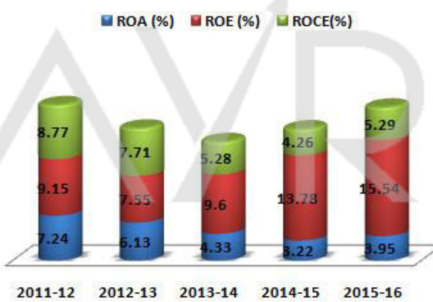


## FINANCIAL KEY RATIO

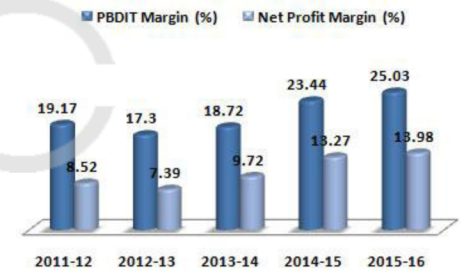
### EPS VRS. BPS VRS. DPS



### ROA VRS. ROE VRS. ROCE

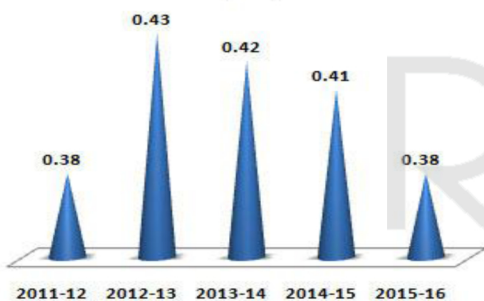


### OPERATING PROFIT MARGIN VRS. NET PROFIT MARGIN



## FINANCIAL SEGMENT

### DEBT/EQUITY



### SEGMENT WISE REVENUE(Cr)

