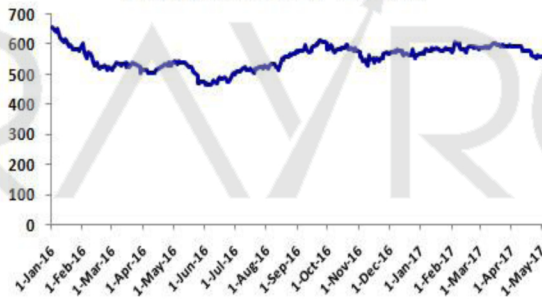


DASHBOARD OF CIPLA LTD.

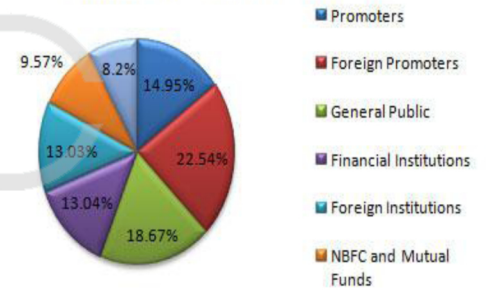
COMPANY DETAILS

- INCORPORATED IN-1935
- HEADQUARTER-MUMBAI
- MARKET CAP-Rs.45,585.78Cr.
- BSE/NSE CODE:500087/CIPLA
- TURNOVER-Rs.13,858.60Cr.
- NETWORTH-Rs.11,857.42 Cr.

PRICE TREND OF 1 YEAR

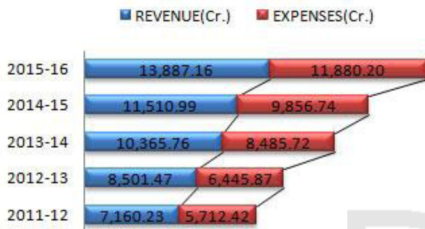


SHAREHOLDING PATTERN



FINANCIAL PERFORMANCE

REVENUE VS. EXPENSES



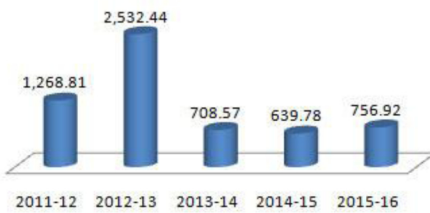
PROFIT (Cr.)



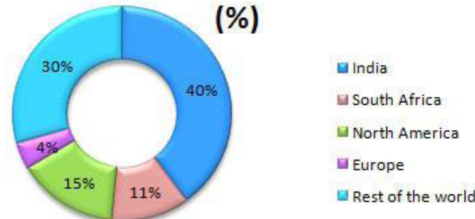
BALANCE SHEET SIZE (Cr.)



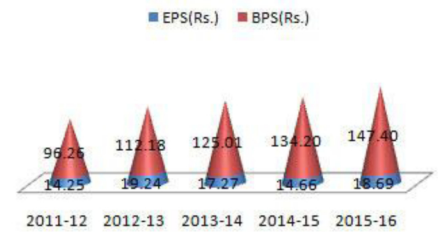
INVESTMENTS (Cr.)



GEOGRAPHICAL CONTRIBUTION OF REVENUE (%)

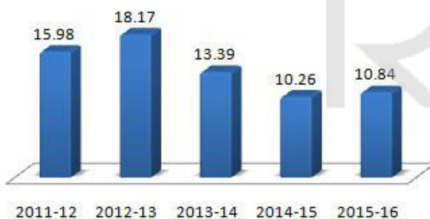


EPS VS. BPS

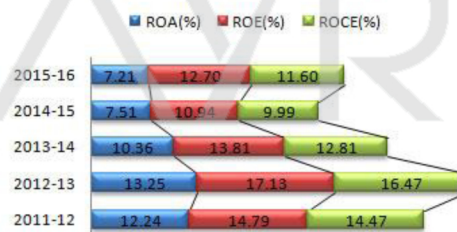


FINANCIAL RATIO

MARGIN (%)



PERFORMANCE RATIO



DEBT-EQUITY RATIO

