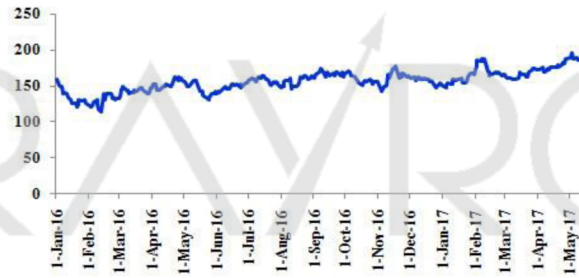


DASHBOARD OF BANK OF BARODA.

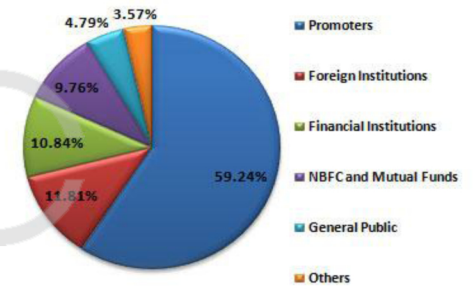
COMPANY DETAILS

- INCORPORATED IN- 1908
- MARKET CAP-Rs.44,308.99 Cr.
- NETWORTH-Rs.425,031,625 Cr.
- TOTAL BUSINESS-Rs.9,57,808,Cr.
- DEPOSITS-Rs.5,866,90.46 Cr.
- BORROWINGS-Rs.33845.22Cr.
- No. OF BRANCHES-6687
- No.OF ATMs-8723

PRICE TREND OF 1 YEAR

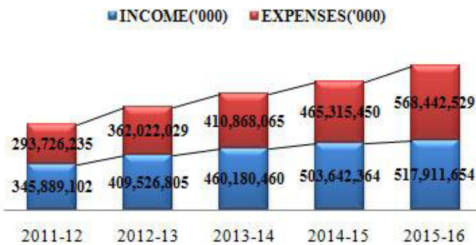


SHAREHOLDING PATTERN



FINANCIAL PERFORMANCE

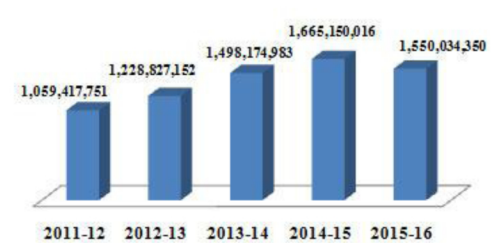
INCOME VS. EXPENSES



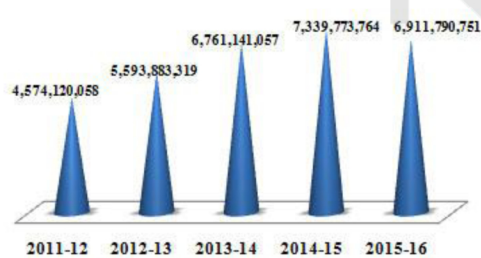
PROFIT ('000)



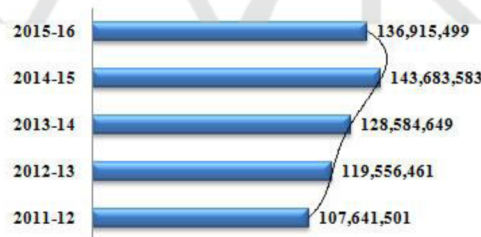
CASA ('000)



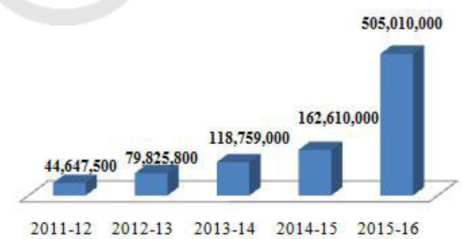
BALANCESHEET SIZE ('000)



NII ('000)



NPA ('000)

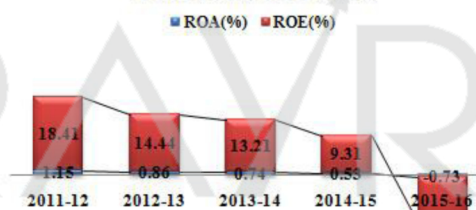


FINANCIAL RATIO

PROFIT MARGIN (%)



PERFORMANCE RATIO



DEBT-EQUITY RATIO

