

# DASHBOARD OF AMBUJA CEMENTS LIMITED.

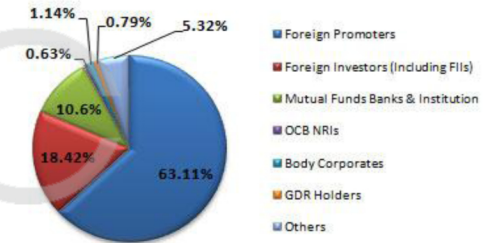
## COMPANY DETAILS

- INDUSTRY - CEMENT
- INCORPORATED - 1983
- HEADQUARTER- MUMBAI
- BSE/NSE CODE:500425/AMBUJACEM
- MARKET CAP-Rs.47,139.22 Cr.
- TURNOVER-Rs. 22893C.17 Cr
- CAGR IN REVENUE: 15.51%

## PRICE TREND

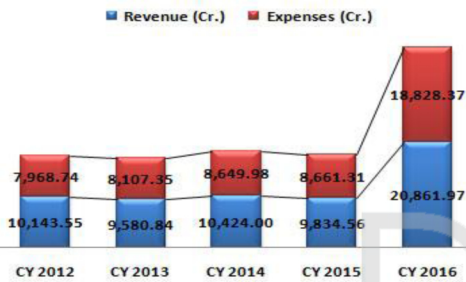


## SHAREHOLDING PATTERN



## FINANCIAL PERFORMANCE

### REVENUE VRS. EXPENSES



### PROFIT (Cr)



### ASSETS(Cr)



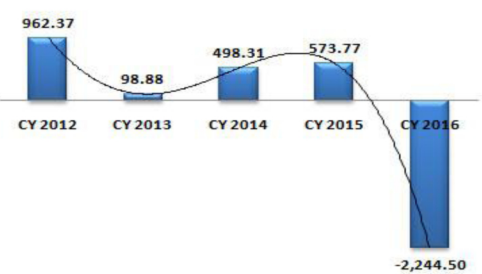
### INVESTMENTS(Cr)



### EPS VRS. BPS

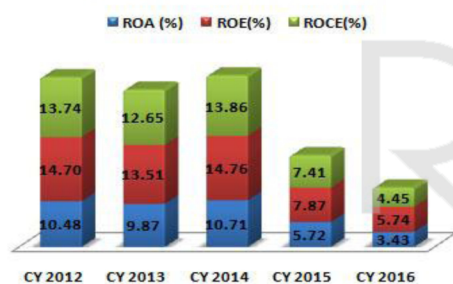


### NET CASH FLOW(Cr)



## FINANCIAL RATIOS

### PERFORMANCE RATIO



### DEBT EQUITY RATIO (Times)



### PROFIT MARGIN(%)

